



NX

NX 350h







Note: Vehicles pictured and specifications detailed in this catalog may vary from models and equipment available in your area. Please inquire at your local dealer for details on the availability of features.





Note: Vehicles pictured and specifications detailed in this catalog may vary from models and equipment available in your area. Please inquire at your local dealer for details on the availability of features.

Design _____ LEXUS NX





Note: Vehicles pictured and specifications detailed in this catalog may vary from models and equipment available in your area. Please inquire at your local dealer for details on the availability of features.

Forging next-generation Lexus design



With the NX, Lexus embraced the challenge of establishing the design language for our next generation of vehicles through the 'pursuit of originality rooted in proportions' and the 'pursuit of simplicity rooted in technology,' creating a solid form and sharpness that are uniquely Lexus in an original package based on dynamic performance. In the NX exterior, it is expressed in the solid, dynamic character and seductively sculpted form derived from the change in platform.

The interior aims to express the appeal of innovative functions and technology through simple design. Reflecting this approach, the cabin draws on the Tazuna Concept, a philosophy based on the creation of a space that extends 'Omotenashi' hospitality to individual occupants, and creates intuitive connections between car and driver to facilitate concentration on driving operations.

A cockpit based on the Tazuna Concept



The Tazuna Concept embodies the further evolution of the human-centered philosophy rooted in Lexus' approach to automotive design. Inspired by Tazuna, Japanese for the reins of a horse, it seeks to foster robust communication between driver and car. Applying the Tazuna Concept, the development of the cockpit aims to deepen communication with the car, so drivers can experience the joy of controlling a vehicle that responds precisely to their intentions.

In approaching the design, engineers pursued innovative technology with simple appeal. Through the placement and form of information-related components that connect the cabin with the road ahead, the cockpit fosters awareness of what lies in front of the vehicle while facilitating smooth eye movements. The layout of information-related components leads the line-of-sight longitudinally from the colour head-up display to the meters, while components have been arranged to lead the eye from the head-up display to the center display, for smooth line-of-sight movement. In addition, by consolidating driving-related functions around the steering wheel, the cockpit aims to provide intuitive, effortless driving control.

The front profile expresses the NX's originality



Spindle Grille

The taut and compact design enhances the condensed impression of the spindle grille, creating a pushed-forward look and simplifying construction while reducing weight. The grille pattern features tall U-shaped blocks with a three-dimensional sense of depth, to express a powerful look. A slit-shaped opening at the bottom enhances cooling performance, and communicates a sense of power befitting an SUV.



3-eye projector headlamp

Headlamps

The 3-eye projector headlamps feature a black extension that creates a more subdued impression, accentuating the signature L-shaped DRL (Daytime Running Lights).

Strengthening and deepening the Lexus signature



Rear Combination Lamps

The L-shaped light bar rear combination lamp features a light bar lamp on the rear center and L-shaped lamps positioned independently on the rear fenders, that activate in a phased arrangement to express the unique identity of the NX. At night, the light bar lamp is always lit to act as a tail lamp, further emphasizing the rear brand signature. In addition, the Lexus name logo exudes a sleek, modern image.



Note: Vehicles pictured and specifications detailed in this catalog may vary from models and equipment available in your area. Please inquire at your local dealer for details on the availability of features.

The center display supports intuitive operation



35.56 cm (14-inch) Center Display

The large center touch display integrates numerous functions in the form of software switches. To enhance intuitive operation, the size, shape, layout, information displayed, placement and other aspects of the switch design were optimized for easy operation, reflecting how often each function is used. In addition, the frequently used air conditioning and audio controls have actual dial switches that allow no-look touch operation.

Simple, easy-to-understand meters and colour head-up display



Meters

The meter design reflects the careful placement of content to reliably communicate information while driving. It includes continuous display of navigation route information and estimated time of arrival, driving assist system status, and driving range.



Full: Relaxed driving (when using driving assist systems, etc.) System operational status is displayed in a large, easy-to-understand manner.



Standard: Enjoyable driving Content is concentrated at the bottom to provide a large field of view.

Colour Head-up Display

A colour head-up display projects key driving information in the driver's field of view on the windshield glass. Three display modes are provided to enhance driving enjoyment, while maintaining an ample field of view for checking road conditions around the vehicle.

Steering switches linked to the colour head-up display



Touch Tracing Operation

The steering wheel features touch tracing operation, which detects where the driver is touching the steering wheel switch and displays operational guidance on the colour head-up display. It enables intuitive driving operation while looking ahead, without the need to look down at your hands. When the colour head-up display is turned off, this information is displayed in the meter.

Lighting that combines elegance with the spirit of 'omotenashi' hospitality



Interior Illumination

Indirect illumination enriches the beautiful forms and materials in the cabin. Illumination throughout the cockpit, including displays and the start switch, imbue the space with colour. 14 colours were carefully selected to express the changing emotions and feelings of witnessing beautiful natural phenomena. Gentle colour tones with a subdued saturation create expressive illumination with a touch of class worthy of a Lexus, providing a spirit of 'Omotenashi' hospitality that resonates on an emotional level. In addition to the theme colours, you can select from 50 additional colours from a colour palette that can be displayed in the center display.

Driving Signature _____ LEXUS NX





A smoothly accelerating 2.5-litre engine



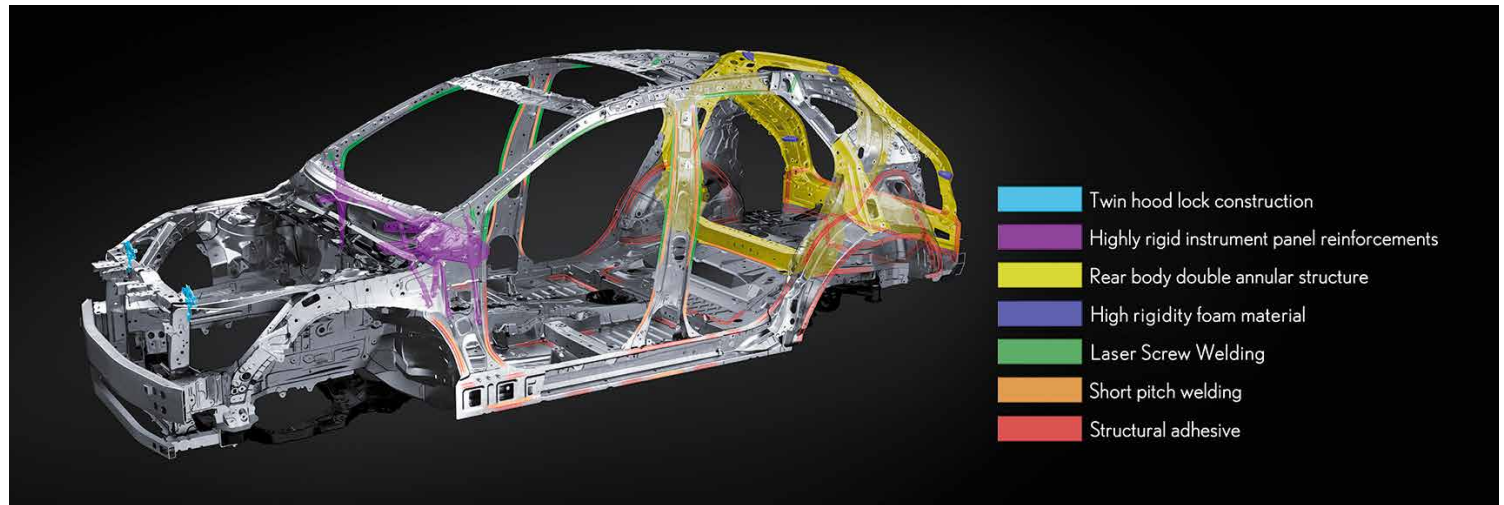
2.5-Litre L4 Engine

The 2.5-litre inline 4-cylinder engine provides linear, smooth acceleration in response to the driver's acceleration operation. It realizes high-speed combustion through the use of high-efficiency intake ports to increase airflow in the combustion chamber. In addition, advanced technologies including multi-hole direct injectors, continuously variable-capacity oil pump, variable cooling system, and VVT-iE further contribute to powerful performance together with outstanding fuel efficiency and a high level of environmental performance.*¹

*1 VVT-iE: Variable Valve Timing-intelligent by Electric motor.

Note: Vehicles pictured and specifications detailed in this catalog may vary from models and equipment available in your area. Please inquire at your local dealer for details on the availability of features.

Body and mechanism: Contributing to outstanding ride comfort and smooth steering feel



High-Rigidity, Lightweight Body

Frame section connections were reinforced and panel joints strengthened by various means, including expanding the area of joints, optimizing the application of bonding technologies and materials in different locations, and the use of high-rigidity foam material in the rear pillars. In addition, a twin hood lock construction design that uses the hood as a rigid member provides excellent front lateral flex rigidity, endowing the NX with exceptional body rigidity. Materials and manufacturing techniques were reviewed to reduce the weight of the body and outer panel parts, with a priority on higher parts to lower the center of gravity, to help suppress roll while cornering



Suspension (Front/Rear)

Lexus aimed for a composed steering feel with clear straight-line stability, and a flat, road-hugging posture. Suspension bushes feature low-torsion characteristics, while the shock absorbers reduce shock and vibration to deliver a quality ride. When turning, the suspension was engineered to yield a clear driving feel in response to steering inputs and broad, reassuring behavior at the limits. Additional enhancements that include high-rigidity/low-friction suspension characteristics, optimal axial force (friction) of the shock absorbers at very low speeds, and high roll rigidity, help realize a smooth, linear initial response to steering operation; a stable, visually appealing stance during cornering; and effective steering and stable control at the limits.

Dynamic performance that contributes to driving performance and a quiet cabin during high-speed driving



Aerodynamic Performance

Development of the NX's aerodynamics focused on control technologies that utilize aerodynamic forces on the front, sides, rear and even under the floor to enhance driving performance. For example, the front bumper was shaped to generate longitudinal vortices to control the flow of air along the sides of the vehicle, while a flush belt molding helps generate a strong and stable vortex on the upper surface to regulate airflow, contributing to exceptional handling stability. Additional enhancements to control air flow across the vehicle include fins on the rear bumper to suppress turbulent airflow behind the rear tires, openings in the rear bumper to reduce up and down movement on the springs, and an engine under cover that contributes to excellent straight-line stability during high-speed driving.

Quietness

Development of the NX focused closely on providing the exceptional quietness embedded in Lexus DNA.

Enhancing Quietness While High-Speed Cruising

To reduce variations in noise levels due to varying vehicle speeds while driving, we focused on the low to mid frequencies which cause a high level of cabin noise. In addition, we implemented vibration-damping measures on panels such as the hood and side doors, which can vibrate noticeably because of fluctuations in air pressure during high-speed cruising.

Enhancing Quietness During Wet Weather Driving

To realize a comfortable cabin space regardless of the driving conditions, measures to reduce the splashing noise during wet weather driving focused on areas around the tires and under covers.



Hub Bolt Fastening Construction

Adopting a hub bolt fastening construction enhances high axle rigidity and reduces unsprung weight, contributing to a crisp steering feel with clear feedback and high-quality ride comfort. A black coating enhances the appearance of the wheels and ornamentation.

Note: Vehicles pictured and specifications detailed in this catalog may vary from models and equipment available in your area. Please inquire at your local dealer for details on the availability of features.

Lexus Electrified _____ LEXUS NX





Lexus Hybrid Drive: Responding to the driver's intentions



Lexus Hybrid Drive

The 4th generation, large-capacity hybrid system combines a highly-efficient 2.5-litre inline 4-cylinder engine with a high-output motor. It effectively combines a highly responsive engine, lithium-ion battery with enhanced battery performance, and hybrid system control with revised drive force characteristics to realize a high level balance between exhilarating driving performance and excellent fuel economy.

Specifically, the drive force characteristics were developed to deliver smooth and direct start-off/acceleration characteristics in the form of linear vehicle G force in response to accelerator operation, and a continuous acceleration feel at mid accelerator operation. It also provides cruising and following characteristics to easily maintain vehicle speed and distances between vehicles.



Lithium-ion battery

E-Four

E-Four realizes stable driving performance by using the motor to drive the rear wheels when starting off or driving on slippery surfaces such as snow-covered roads. The front-rear power distribution is precisely controlled in ratios between 100:0 and 20:80 to provide excellent acceleration when starting off, and cornering stability in line with the driver's intentions.



Advanced Technology _____ LEXUS NX





Note: Vehicles pictured and specifications detailed in this catalog may vary from models and equipment available in your area. Please inquire at your local dealer for details on the availability of features.

Pre-Collision System: Anticipating a broad range of scenarios



Pre-collision System (PCS) Vehicle Detection with Alarm Only - Stationary / Preceding Vehicle only

When the millimeter-wave radar and monocular camera sensors detect a vehicle ahead and determine that a collision is likely, it alerts the driver with a buzzer and on the display.

Advanced Dynamic Radar Cruise Control, LDA and LTA: Providing more fine-grained assistance



Dynamic Radar Cruise Control (With Full Speed Range)

In addition to maintaining a constant speed, Dynamic Radar Cruise Control uses the millimeter-wave radar and monocular camera sensors to detect a vehicle driving ahead and maintain an appropriate distance between vehicles. Furthermore, when approaching and driving through a curve, a Curve Speed Reduction Function decelerates the vehicle, reducing the need to cancel Dynamic Radar Cruise Control operation, enhancing the driver's convenience.

LDA (Lane Departure Alert)

The LDA system warns the driver if the vehicle may deviate from the current lane or course, and may also assist steering operation to help avoid deviation.



LTA (Lane Tracing Assist)

When driving on expressways or automobile-only roads with lane lines using Dynamic Radar Cruise Control, the system helps assist the steering operation required to keep the vehicle in its lane. Enhanced recognition and control performance enables assistance on gentle curves, smoothly keeping the vehicle in the center of its lane with minimal swaying.

Automatic high-beam control supports comfortable driving




AHS (Adaptive High-beam System)

The system detects the headlamps and tail lamps of other vehicles on the road, and the ambient brightness of the road and surrounding areas. When it detects a vehicle within the area illuminated by the high beams, it will individually dim/brighten 12 LEDs in each headlamp to precisely control the lit and unlit areas, optimizing light distribution for both the driver and other road users. By partially dimming light from the high-beam headlamps so that they don't directly shine towards another vehicle on the road, the system helps enhance visibility at night.

Note: Vehicles pictured and specifications detailed in this catalog may vary from models and equipment available in your area. Please inquire at your local dealer for details on the availability of features. The system functions may not operate properly depending on the weather, road and vehicle conditions or other factors. Be sure to read the Owner's Manual carefully. Do not overly rely on these systems, as there is a limit to the performance they can provide. The driver is always responsible for paying attention to the vehicle's surroundings and driving safely.

Realizing smooth, one-action door operation



E-Latch

An e-latch system replaces the conventional door latch/unlatch mechanism with an electronic control that opens and closes doors smoothly with no wasted movements, like a sliding shoji paper door. To open a door when getting in, simply press the switch on the inside of the door handle while pulling the handle towards you in the usual way. When getting out, the door opens in a single action by pressing a switch while holding the pull handle.

Additional active safety systems

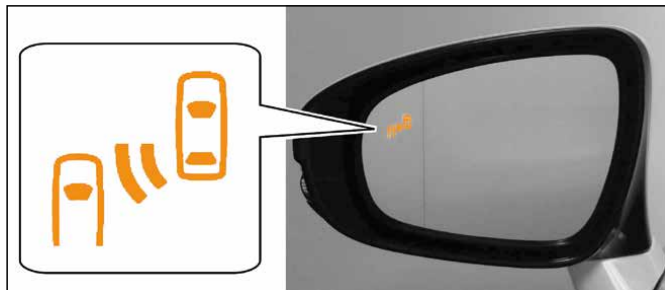
Rear Crossing Traffic Alert (RCTA) & Rear Camera Detection (RCD)



RCTA & RCD

The RCTA function detects vehicles approaching from the side at the rear & alerts the driver with a buzzer, a linked display in the center display, and an indicator located in the outer mirror.

The RCD function detects pedestrians at the rear of the vehicle, and alerts the driver with an indicator in the center display and a buzzer.



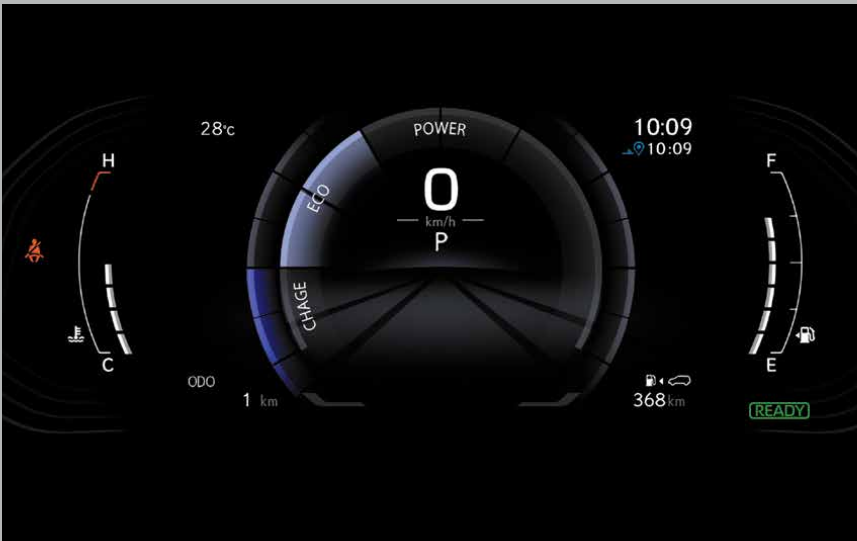
Blind Spot Monitor (BSM)

BSM

During lane changes, the BSM uses millimeter wave radar to detect vehicles present in the blind spots (areas in adjacent lanes that cannot be seen using the outer mirrors), and alerts the driver using an indicator in the outer mirror. This Supports the driver in checking for safety when changing lanes.

F Sport _____ LEXUS NX





Note: Vehicles pictured and specifications detailed in this catalog may vary from models and equipment available in your area. Please inquire at your local dealer for details on the availability of features.

Exclusive features including 20-inch aluminum wheels, lower bumper spoilers, and front side garnish exude a sporting presence



- A: F Sport Emblem
- B: Fender Arch Moldings
- C: Grille
- D: Lower Bumper Spoiler
- E: Garnish
- F: Roof Rails (black)
- G: Exclusive 20-Inch Aluminum Wheels



Performance dampers and AVS (Adaptive Variable Suspension system) enhance exhilarating F SPORT driving performance



Exclusive F Sport Tuning

F SPORT front and rear performance dampers quickly absorb flex and minute vibrations in the body while driving, to further sharpen handling characteristics, and enhance ride comfort and quietness. In addition, linear solenoid type AVS provides excellent damping force switching response. It contributes to shock isolation and a flat ride posture even on roads with large undulations and small rough areas, enhancing the excellent steering response and stability, while contributing to outstanding ride comfort.



Heightening distinctive F SPORT individuality




Exclusive F SPORT Interior

The F SPORT steering wheel, front seats, aluminum pedals, shift lever and exclusive enhancements boost sports driving control and enjoyment.



Exclusive F SPORT Seats

The F SPORT seats are specially designed to provide the firm support required for exhilarating sports driving.



Exclusive F SPORT Meter

In SPORT S+ mode the F SPORT meter features a racing specification layout.



Exclusive F SPORT Steering Wheel

The steering wheel features a grip cross-section designed to meet the demands of sports driving.

Note: Vehicles pictured and specifications detailed in this catalog may vary from models and equipment available in your area. Please inquire at your local dealer for details on the availability of features.

Overtrail Grade _____ LEXUS NX





Note: Vehicles pictured and specifications detailed in this catalog may vary from models and equipment available in your area. Please inquire at your local dealer for details on the availability of features.

NX Overtrail: Embark on new adventures in the great outdoors



- A: Front grille (bright black machined)
- B: Door mirrors (black paint)
- C: Door frame and door belt molding (black stainless)
- D: Roof rails (black)
- E: Outside door handles (black paint)
- F: 18-inch wheels



Overtrail Grade Performance

The exclusive functionality of the Overtrail exterior design is complemented by enhancements for enjoying outdoor adventures. A higher body on the LDT (Light Duty Truck) provides extra ground clearance, AVS which controls damping force on all four wheels in response to driving operation and road conditions that integrates control of the AWD, braking, drive force and AVS, contribute to excellent driving and occupant comfort, especially when driving on rough surfaces.

Enriching your outdoor lifestyle



Overtrail exclusive exterior

The exterior design is coordinated with black elements to create a toned look. In addition, 18-inch tires and a higher minimum ground clearance than the standard specification improve its ability to tackle rough roads.



Overtrail exclusive body colour Moon Desert
A special colour that emphasizes the three-dimensional effect with metallic shading and gives a feeling of high quality that is typical of Lexus.



Spindle grille (matte black paint)



18-inch wheels (matte black paint)



- Roof rail (black)
- Door handle (black)
- Door mirror (black painted garnish)
- Door window frame molding (black)

Overtrail Grade Interior

The interior of the Overtrail blends a refined premium quality with a distinct design, creating an elegant space for enjoying adventures. It is coordinated with a Monolith palette complemented by exclusive Geo Layer inspired by nature, shaping a luxurious outdoor experience that touches all five senses.



Ornament Panel Geo Layer

The contrast of light and shade extracted from the natural colours of the earth and trees found in rare nature is used to express designs and textures that are both bold and delicate.

Other Equipment _____ LEXUS NX





Comfort features



Panoramic Roof

A panoramic roof is available with opening/closing movable glass adopted for the front section. The roof construction has been changed from the current all-fixed glass to a construction with an outer sliding moveable glass for the front section (opening amount: 269.3 mm). The rear end of the panoramic roof has been extended to enhance the rear seat daylighting.

A cockpit layout focused on driving



Shift Lever and Shift Knob

The shift lever is designed to provide a satisfying operating feel with gating that clicks sharply into position. With a short stroke and reduced peak load during shift operation, the lever feels light and easy to use. The shift knob was developed to provide the soft, moist feel of genuine leather, with a shape that is easy to grip and use.



Center Console Features

With a 75mm diameter base, the cup holders can accommodate a range of cups and tumblers. With non-slip mats in the bottom, you can open plastic drink bottles with one hand while driving, without looking away from the road. Slide-open tray: The storage and charging tray integrated in the front of the center console features a simple slide opening, helping to minimize the eye movement required to access the tray, supporting focused concentration on driving. Double door console box lid: The lid is designed to provide easy access to the console box from both the driver's seat and the passenger's seat.

A large, easily-accessible luggage space



Luggage Space

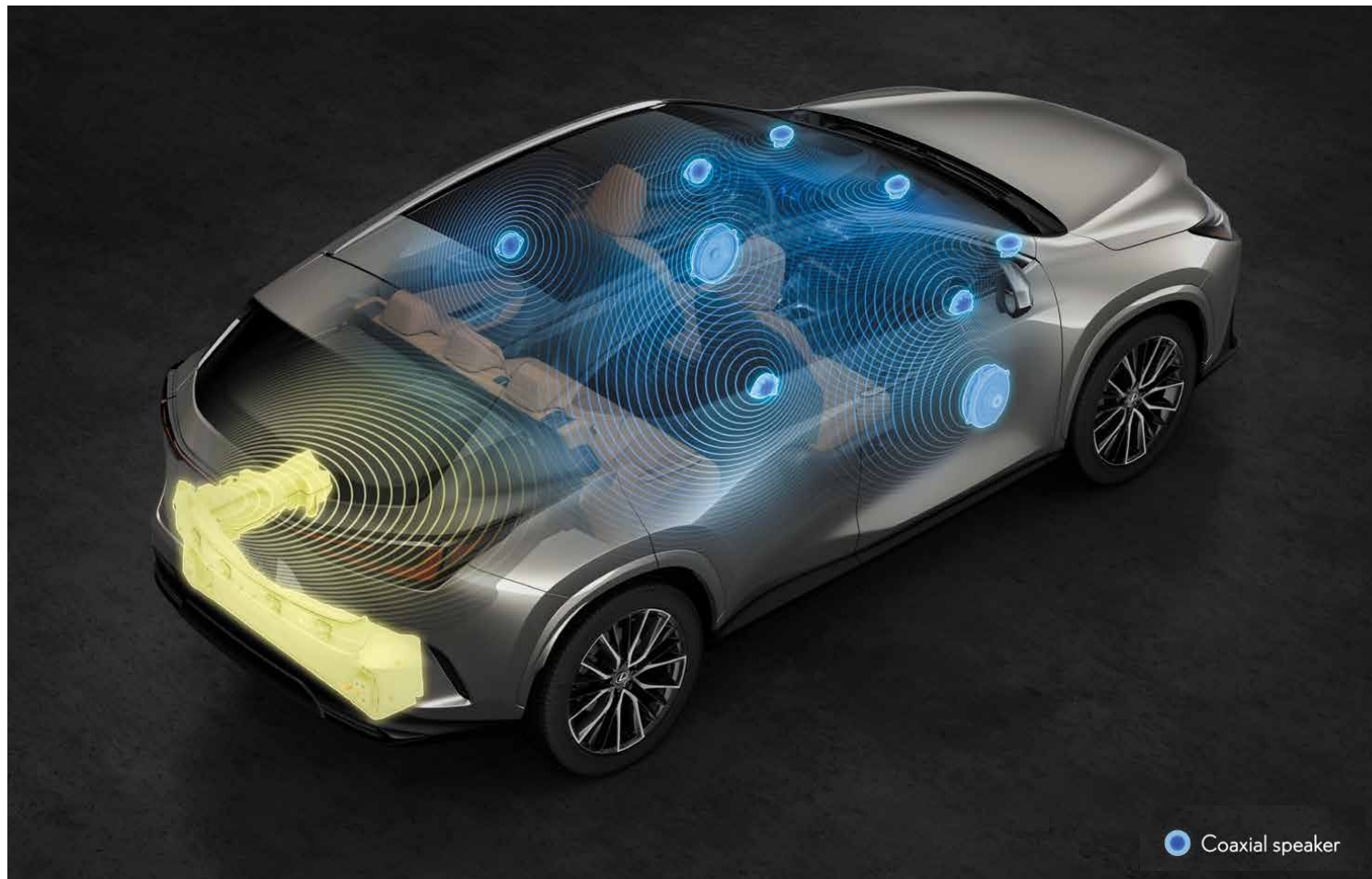
The luggage space provides ample storage space with the rear seats up, and can be expanded as required by folding one or more of the rear seats down. Convenient side nets enable stowing of small items. Two lamps in the deck sides and one in the back door provide good illumination at night. In addition, a 3-way deck board that is easily folded with one hand, lets you change the layout to accommodate different sizes and amounts of luggage. The bifold design of the lightweight tonneau cover provides a wide opening for luggage, and enables easy folding and storage under the floor when not in use.



Hands-Free Power Back Door

Even if both hands are full, when carrying the Electronic Key you can open and close the back door automatically by moving your foot under the rear bumper and out again. Refinements enhance fast, quiet operation, and a buzzer confirms when to move your foot out.

A sound system delivering deep, sharp bass



Mark Levinson Premium Surround Sound System

A Mark Levinson Premium Surround Sound (17-speaker) system is available, delivering high-quality sound reproduction worthy of a high-end audio system in all music genres. The Mark Levinson Premium Surround Sound System supports high-resolution audio to create a performance space that exceeds conventional CDs by reproducing the balanced and detailed expression of a live performance, such as the soft sounds produced by string instruments. The Mark Levinson PurePlay concept is used to achieve pure, distortion-free sound. Matching the heights of 7 Unity speakers and positioning them to surround the cabin creates the feeling of a live stage, with clear and unified mid-high range reproduction throughout the cabin. The system also features QLS (Quantum Logic Surround) sound technology to realize a precise stage feel, localization, and dynamic playback, and Clari-Fi compressed audio source reproduction technology to reproduce sound as close to the original as possible. A 25cm box subwoofer under the rear deck provides deep, crisp and loud bass.

Other equipment



Drive Mode Select

Drive mode select provides integrated control of multiple systems, offering enhanced driving pleasure by allowing the driver to select drive modes to suit the situation and their preferred driving style. For models with AVS, drivers can select from Normal, Eco, Sport S, Sport S+ and Custom Mode. In addition, Custom Mode allows the driver to customize their preferred settings for the powertrain, AVS, EPS and air conditioning.



Wireless Charging

Enables wireless charging of Qi-compatible smartphones and electronic devices simply by placing them on the charger tray.

Other safety equipment



SRS Airbag System

The front seats are equipped with SRS airbags that deploy in response to impact force from the front of the vehicle. An SRS knee airbag for the driver's seat cushions impact force and disperses it throughout the body by arresting movement of the lower limbs. SRS side airbags and SRS curtain shield airbags protect occupants in a side collision.*¹

*¹The SRS airbags are supplemental devices to be used with the seatbelts. The driver and all passengers in the vehicle must wear their seatbelts properly at all times. Never install a rear-facing CRS (Child Restraint System) on the front passenger's seat. For a forward-facing CRS, it is recommended you use it in the rear seats. Please do not use accessories for the seats which cover the parts where the SRS side airbags should inflate. Such accessories may prevent the SRS side airbags from activating correctly, causing serious injury (Lexus genuine seat covers are specifically designed for models equipped with the SRS side airbags. To find out about availability in your area, please inquire at your local dealer). The photo shows all the SRS airbags activated for display purposes only (the SRS side and curtain shield airbags only inflate on the side of the collision in an actual accident). For details on these and other important safety features, be sure to read the Owner's Manual carefully.

Reducing blind spots and enhancing the field of view



Panoramic View and Side Clearance View



Panoramic View and Cornering View

Panoramic View Monitor

Panoramic View Monitor combines video from cameras mounted on the front, sides and rear of the vehicle to display a composite image showing a bird's-eye view of the vehicle, helping the driver to check areas around the vehicle that are difficult to see from the driver's seat.

The monitor offers 3 views: See-through View, looks through the body and seats as if they were transparent; Side Clearance View, lets you check the sides of the vehicle for safe clearance; and Cornering View, helps you avoid hitting obstacles on narrow roads.

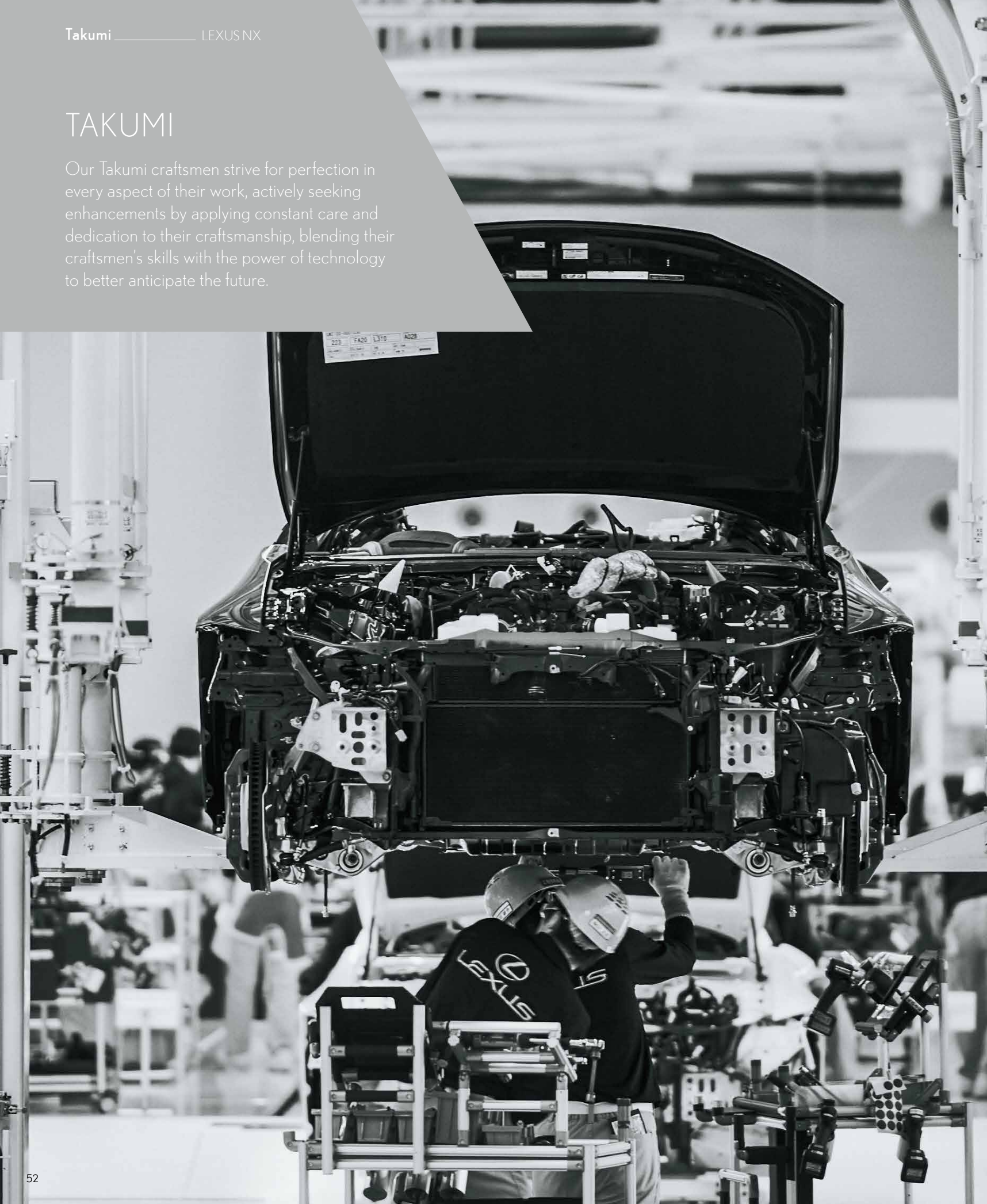
The system's enhanced functionality supports voice commands. It also provides assistance when parking and driving in confined spaces by displaying "underfloor" images showing the road under the vehicle and around the tires when Panoramic View, Side Clearance View, or Cornering View is active, and the underfloor, see-through display function is on.*¹

*¹ The area the cameras can show is limited. Be sure to visually check your surroundings before you proceed.
If the underfloor, see-through function is turned on in the center display settings, it will automatically appear when the vehicle starts to move when the Panoramic View Monitor is active.



TAKUMI


Our Takumi craftsmen strive for perfection in every aspect of their work, actively seeking enhancements by applying constant care and dedication to their craftsmanship, blending their craftsmen's skills with the power of technology to better anticipate the future.





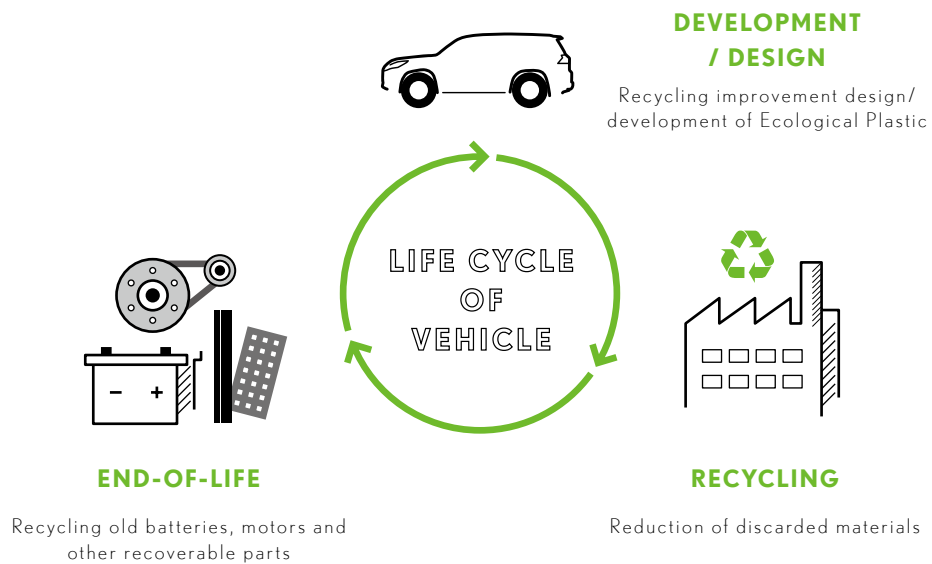
Every Lexus vehicle is created with a masterful skill and attention to detail inspired by both traditional artisanship and state-of-the-art engineering. For example, at the Tahara plant in Japan, precision components made using leading-edge digital technology are assembled and finished by master craftsmen called Takumi, whose technical expertise and sure senses are honed by decades of rigorous experience.

We seek innovation in every facet of engineering through a sophisticated fusion of seemingly incompatible ideas such as 'high performance yet high fuel efficiency'. In addition, unique Lexus styling is born of our L-finesse design language, a fine balance of 'Leading-edge' and 'finesse', which ensures every Lexus is not only captivating and luxurious, but also highly refined. Finally, every new Lexus model is also measured against a set of internal standards covering design, performance, specifications and equipment, to ensure it is distinctive and worthy of the Lexus emblem.



LEXUS
ENVIRONMENT

*Our commitment to the environment
is embedded into all our activities
and vehicles.*



At Lexus, sustainability is an enormous challenge that we gladly accept. We are committed to finding better, more efficient ways to contribute to a healthier planet, leading the industry in better business practices. Our focus on the environment drove our development and global leadership of hybrid luxury vehicles, and the knowledge we have gained is applied in all of our vehicles. Our commitment to recovering, recycling and re-using permeates the entire company. To reduce waste to a minimum, we carefully recycle various materials in our offices, factories, and sales facilities, reducing CO₂ levels beyond our achievements on the road.

Specific initiatives to enhance the environment include integrating a keen environment-friendly focus on the entire life cycle of each vehicle, from design and production, through to the recycling of vehicles at the end-of-life. To reduce CO₂ emissions, at the design stage we specify extensive use of plant-derived plastics for components, instead of petroleum-derived plastics. During production, we make repeated use of reusable items, work hard to efficiently use resources to minimize waste, and recycle any waste produced.

<NX COLOURS COMBINATIONS>

Exquisite, Luxury & F Sport



Sonic Titanium <1J7>



Sonic Copper <4Y5>



Madder Red <3T2>



Sonic Chrome <1L1>



Black <212>



Graphite Black Glass Flake <223>



Celestial Blue Glass Flake <8Y6>

Exclusive to Exquisite, Luxury & Overtrail



Sonic Quartz <085>

Exclusive to Overtrail



Moon Desert <4Z1>

Exclusive to F Sport



White Nova Glass Flake <083> (F SPORT)



Heat Blue Contrast Layering <8X1> (F SPORT)

<ALLOYS>

Exquisite & Luxury



50.8cm (20-inch) Dark Gray Metallic

235/50R20
EMT (Extended Mobility Tires)

F Sport



50.8cm (20-inch) Black

235/50R20
EMT (Extended Mobility Tires)

Overtrail



45.72cm (18-inch) Matte Black

235/60R18
EMT (Extended Mobility Tires)

< INTERIOR COLOURS COMBINATIONS >

Exquisite & Luxury



Hazel



Dark Rose



Black



Solis White

Overtrail



Monolith

F - Sport



Flare Red



White



Black



Hazel

Note: Vehicles pictured and specifications detailed in this catalog may vary from models and equipment available in your area. Please inquire at your local dealer for details on the availability of features.

<TRIMS>

Exquisite & Luxury



Ash (Open Pore Finish/SUMI Black)

F - Sport



Dark Spin Aluminum

Overtrail



Geo Layer

NX 350h SPECIFICATIONS

Exterior Features	EXQUISITE	OVERTRAIL	LUXURY	F SPORT
3-eye Bi-Beam LED headlamps with auto-leveling system	●	●	●	●
Headlamp Cleaner	●	●	●	●
LED turn signal lamps	●	●	●	●
LED DRL (Daytime Running Lamp)	W/o Cut Switch	W/o Cut Switch	W/o Cut Switch	W/o Cut Switch
LED Front and Rear fog lamps	●	●	●	●
LED Rear Combination Lamp & Light Bar Lamp End to End	●	●	●	●
Cornering Lamp	●	●	●	●
LED High Mount Stop lamp	On Rear Spoiler	On Rear Spoiler	On Rear Spoiler	On Rear Spoiler
Panoramic Roof Slide	UV & IR Cut Slide	UV & IR Cut Slide	UV & IR Cut Slide	UV & IR Cut Slide
Roof Rail	Silver	Black	Silver	Black
Outside rear view mirror (Auto, EC, Heater)	Visor cover-Body Colour	Visor cover-Black + IR Function	Visor cover-Body Colour + IR Function	Visor Cover-Black Paint + IR Function
EMT (Extended Mobility Tire)	●	●	●	●
Front Bumper & Grille/Rear Bumper	Normal	Bright Black Machined	Normal	F Sport
F Sport front fender emblems, Fender arch moldings	X	X	X	●
Windshield & Front Side glass-Green UV Acoustic	●	●	●	●
Front, Rear QTR Glass & Back Glass-Green UV	●	●	●	●
Rear Side Glass-Light Green UV	●	●	●	●
Interior Features				
Accelerator Pedal	Organ Type	Organ Type	Organ Type	Organ Type Sport
Brake Pedal	Pendant Type	Pendant Type	Pendant Type	Pendant Type Sport
Shift Lever & Knob Shift by Wire W/Park Switch Shift by Wire W/Park Switch Shift by Wire W/Park Switch	Shift by Wire W/Park Switch	Shift by Wire W/Park Switch	Shift by Wire W/Park Switch	Shift by Wire W/Park Switch
Colour head-up display-touch tracing operation	●	●	●	●
Inside Rear View Mirror-EC	●	●	●	●
Door Scuff Plate	FR: SUS, RR: RESIN	FR: SUS, RR: RESIN	FR: SUS, RR: RESIN	F Sport FR: SUS, RR: RESIN
Front Seat	Normal	Overtrail	Normal	F Sport
Rear Seat	60/40 Power Folding	60/40 Power Folding	60/40 Power Folding	60/40 Folding
Seat Cover Material	Leather	Synthetic Leather	Leather	F Sport
Seat Lumbar Support (D)	Power 4-Way	Power 2-Way	Power 4-Way	Power 2-Way
Front Headrest-Adjustable	Vertical	Vertical & Front Rear	Vertical	Vertical & Front-Rear
REAR Headrest-Vertical	●	●	●	●
Cupholders (Front and outboard Rear seats)	●	●	●	●
Seat Back Pocket (Front Seat only)	●	●	●	●
Front Seat Adjuster (Power 8-way(D+P) + Memory(D))	●	●	●	●
Seat A/C Ventilated (FR Seat)	●	●	●	●
Door Courtesy, Glove Box, Room, Luggage Room Lamp	●	●	●	●
Wireless charger	X	●	●	●
Package Tray Trim & tonneau cover	●	●	●	●
Door Trim Ornament	Wood	Geo Layer	Wood	Aluminum
Cupholders (Front 2 and outboard Rear seats 2)	●	●	●	●
Steering wheel	Leather	Leather + Heater	Leather + Heater	Sports + Heater
Auto air conditioning system & clean air filter with Minusion Generator (Nano-E)	●	●	●	●
Comfort & Convenience				
Steering Column (EPS Tilt & Telescopic) with Protector	●	●	●	●
steering wheel Touch control switches	●	●	●	●
Hybrid Sequential (S-Mode) Shift Matic	●	●	●	●
Drive Mode Select	Eco-Normal-Sport	Eco-Normal-Sport S-Sport S+	Eco-Normal-Sport	Eco-Normal-Sport S-Sport S+
EV Mode with Switch	●	●	●	●
Position memory switches (Front seats); 3-memory	●	●	●	●
Outside and inside door handles-e-latch system	●	●	●	●
Card Key	●	●	●	●
Panoramic View Monitor	X	Panoramic View Monitor with Switch	Panoramic View Monitor with Switch	Panoramic View Monitor with Switch
Power Back Door	●	With Kick Sensor	With Kick Sensor	With Kick Sensor
35.56cm (14 Inch) Electro Multi Vision Display	●	●	●	●
Lexus Navigation system	●	●	●	●
Multimedia Audio System	Lexus Premium Audio 10 Speakers	Mark Levinson with 17 Speaker	Mark Levinson with 17 Speaker	Mark Levinson with 17 Speaker
Apple CarPlay and Android Auto compatible	●	●	●	●

NX 350h SPECIFICATIONS

Comfort & Convenience	EXQUISITE	OVERTRAIL	LUXURY	F SPORT
Air Conditioner-Auto Dual Controlled	●	●	●	●
Center Console-2 USB Ports (Type C & A) & DC 12V Accessory Socket	●	●	●	●
Console Rear end panel-2 Type-C USB Ports & DC 12V Accessory Socket	●	●	●	●
AVS (Adaptive Variable Suspension)	X	●	X	●
Connected Technology	●	●	●	●
Antenna-Radio+Shark Fin	●	●	●	●
Safety				
Lexus Safety System + 3 (LSS +3)	●	●	●	●
Pre-Collision System (PCS) Vehicle Detection with Alarm Only-Stationary/Preceding Vehicle Only	●	●	●	●
Dynamic Radar Cruise Control (Adaptive-Full Speed Range)	●	●	●	●
Lane Tracing Assist (LTA)	●	●	●	●
Lane Departure Alert (LDA) with Steering Assist	●	●	●	●
Automatic High Beam (AHB)	●	●	●	●
Adaptive High-beam System(AHS)	●	●	●	●
Clearance sonar	●	●	●	●
RCTA-Rear Crossing Traffic Alert and RCD-Rear Camera Detection	●	●	●	●
Blind Spot Monitor System	●	●	●	●
TRC (Traction control System)	●	●	●	●
VSC (Vehicle Stability Control), TSC (Trailer Sway Control), ACA (Active Cornering Assist)	●	●	●	●
Pitch and Bounce Control	●	●	●	●
Vehicle Motion Control-Logitudinal Control	●	●	●	●
ABS (Anti-lock Brake System)	●	●	●	●
Brake Assist System	●	●	●	●
Parking Brake-EPB with Brakehold	●	●	●	●
Hill-Start Assist control	●	●	●	●
Front & Rear Performance Rod	X	●	X	●
"Front Seat Belt-3 Point ELR (Emergency Locking Retraction) + TR (Tension Reducer), Pretensioner & Force Limiter"	●	●	●	●
Rear Seat Belt-3 Point ELR + Pretensioner & Force Limiter, Middle seat-3 point ELR	●	●	●	●
Tire Pressure Warning System	●	●	●	●
Anti Theft System (Silen, Glass, Sensor, Angle)	●	●	●	●
8 SRS (Supplemental Restraint System) Airbags (Dual-stage (Driver), Single-stage (Front passenger), knee airbag (Driver), side airbags (Front seats) Front Center (Front seats), Curtain shield (Front and Rear door windows)	●	●	●	●

Note: Please inquire at your local dealer for details on the availability of features.

SPECIFICATIONS

DIMENSIONS & WEIGHT

Overall length:	4660mm
Overall width:	1865mm
Overall height:	1670mm
Wheelbase:	2690mm
Tread: Front	1605mm
Rear	1625mm
Curb weight:	1790-1870 kg
Gross vehicle weight:	2380 kg
Cargo Space - All Seats Up	520 L
Cargo Space Max	1411 L
Fuel Tank Capacity	55 litres

ENGINE

Type:	"2.5-litre, 4-cyl. in-line Twin Cam 16-valve (A25B-FXS)"
Piston displacement:	2487 cm ³
Fuel Injection System	SFI (D-4S) (sequential fuel injection)
Intake System	Natural Aspiration
Fuel Type	Gasoline (Petrol)
Max. Output	140 kW /6000 rpm
Max. Torque (Nm/Rpm)	239 Nm /4300-4500 rpm

MOTOR GENERATOR

Front Motor	Permanent Magnet Synchronous
Max Output	134 kW
Max Torque	270 Nm
Rear Motor	Permanent Magnet Synchronous
Max Output	40 kW
Max Torque	121 Nm

HYBRID BATTERY

Battery Type	Lithium-ion Battery
Nominal Voltage	259 V
Total System Output	Total Max. Output 179 kW
Performance	Max. Speed 200 km/h
Acceleration	0 to 100(km/h) 7.7 sec
Transmission	Type-CVT
Layout	AWD
Brake Type	Front - Ventilated Disc Rear - Ventilated Disc
Suspension Type	Front - MacPherson Strut Rear - Double-wishbone
Min. Turning Radius	Tire (m) - 5.8
Tires & Wheels	Type - 235/50R20 EMT - Extended Mobility Tire 235/60R18 EMT Extended Mobility Tire (Specific to Overtrail Variant)
Power Steering	Type - EPS (Rack Assist) + Variable

DIMENSIONS



*1 The area the cameras can show is limited. Be sure to visually check your surroundings before you proceed.

If the underfloor, see-through function is turned on in the center display settings, it will automatically appear when the vehicle starts to move when the Panoramic View Monitor is active.





Scan to Experience the Lexus Virtual Dome

lexusindia.co.in
Lexus Owner's Desk, 24/7
☎ +91 76187 79898
1800 300 53987 [1800 300 LEXUS]