


DISCOVER

THE NEW ES 500e



The image shown is Synthetically Generated Information (SGI). Any resemblance to real persons, places, or products is unintended and coincidental. International model shown and may not be part of standard specification available in India.



THE NEW ES 500_e IS SET TO REDEFINE THE BOUNDARIES OF
THE LUXURY EXECUTIVE SEDAN. WITH REFINEMENTS MADE
TO ITS WORLD-RENOWNED DESIGN LANGUAGE,
PERFORMANCE AND RIDE QUALITY, THE NEW ES 500_e
FULLY ALIGNS WITH THE UPPER ECHELONS OF LUXURY.

DISCOVER FUTURISTIC DESIGN

Discover is the spirit of refusing the obvious. At Lexus, innovation begins where imitation ends. By choosing its own path, Lexus creates experiences that are not borrowed from the past but designed for the future.



Inspired by the Lexus LF-ZC Concept philosophy of Clean Tech × Elegance, the new ES 500e blends advanced innovation with a pure, minimalist aesthetic. Calm yet commanding, its design expresses athletic precision and aerodynamic fluidity - inviting you to experience an elegant and electrified sedan where cutting-edge technology meets refined luxury.

DISCOVER PRESENCE WITH POISE

Slim profile sunroof provides an excellent open feel and interior comfort with a clean and stylish appearance.

SUNROOF

ES 500e

TWIN L
SIGNATURE
LAMP

At the front of the new ES 500e, twin L-signature LED headlamps define the car's electrified identity. Inward-facing L-shaped DRLs pair with outward-facing turn indicators to create distinctive double-L motif that enhances visibility while giving the car a bold, futuristic presence.

DISCOVER COMFORTING CALM

The new ES 500e interior is a study in understated sophistication, with an open upper cabin that enhances visibility and creates an airy calm. Guided by the Tazuna philosophy, controls are intuitively placed to minimise movement and distraction.

From the spacious layout to 3D-printed bamboo accents, every detail is crafted to reward the senses. A 14-inch touchscreen with the latest Lexus Interface multimedia system and Mark Levinson audio complete the immersive experience. The world's first Responsive Hidden Switch function illuminates a series of haptic switches previously not visible within the dashboard upholstery.



TAZUNA
COCKPIT

NEW
GENERATION
MULTIMEDIA

BAMBOO
LAYERING AND
MARK LEVINSON
SPEAKERS

RESPONSIVE
HIDDEN
SWITCH

CENTRE
CONSOLE

DISCOVER IMMERSIVE AMBIENCE

Aiming for Lexus-style personalised experiential value, a hierarchy of features are provided to create atmospheres that inspire your senses.

Illumination DYNAMIC COLOUR



ETHEREAL (Mystery)

You will be enticed into a mysterious dream-like world with a sense of wonder, serenity, and transcendence. Glowing and fading at the pace of slow-breathing, it will enhance your relaxation.



MESMERISING (Illusion)

You will be mesmerised by abundantly colourful floating clouds of stars, creating a sense of amazement that transcends the normal realm of experience.



REVITALISING (Cadence)

Carried along by the cyclic flow of water, you will be gradually and gently revitalised. A visual symphony of natural energies will help restore vitality to your mind and body.



SERENE (Transience)

Soft, warm light pouring through the trees will help provide a peaceful time for contemplative meditation. Natural transience, and a harmonious ambience.



EVOCATIVE (Lightning)

Your emotions and imagination will be energised by impactful illumination invoking great strength, with contrasting colours and dynamic movement elevating your mood.



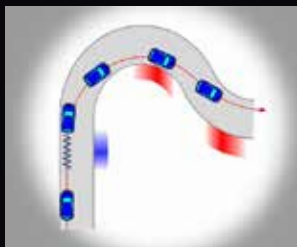
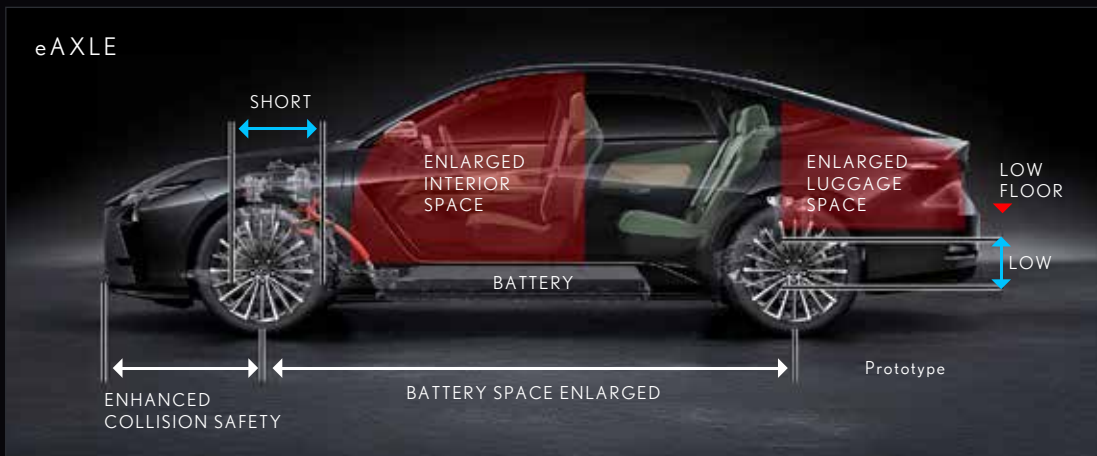
INVIGORATING (Pulsation)

Guided by exotic illumination, you will awaken into a new world, invigorated by a visual rhythm that evokes pulsating energy and vitality.



DISCOVER ELECTRIC REFINEMENT

The new ES 500e pairs refined luxury with confident electric performance. Its dual-motor all-wheel-drive system delivers smooth, immediate acceleration and assured traction, while a floor-mounted battery lowers the centre of gravity for composed, stable handling.



DIRECT4 INTELLIGENT ALL-WHEEL-DRIVE

Electronically distributes drive force for precise handling, confident traction and a more connected drive.



EFFICIENT AERODYNAMIC DESIGN


The aerodynamic design of the car reduces drag created by the elements resulting in a power-packed performance and enhanced battery life.



POWER FURTHER

A large-capacity lithium-ion battery engineered for greater efficiency and faster charging delivers exceptional range and reliability.

DISCOVER EFFORTLESS CHARGING



International model shown and may not be part of standard specification available in India.

The new ES 500e supports both convenient home charging and rapid DC fast charging for effortless everyday use. Intelligent battery management optimises efficiency and preserves long-term performance, making every recharge as refined as the drive.

DISCOVER INTELLIGENT CONNECTION

The Lexus India App enables the new ES 500e creating an intuitive, human-like connection between you and your vehicle. With real-time insights, remote controls and intelligent charging management, it keeps you seamlessly in sync, offering convenience, awareness and quiet reassurance at every step.



EV CONNECTED FEATURES

Smart charging control at your fingertips monitor charging status remotely and schedule charging with Lexus Charge Assist.



REMOTE CONNECT

Control & Monitor key vehicle functions remotely, anytime via the app.



SAFETY & LOCATION SERVICES

Stay connected to your car with live tracking and intelligent security operation alerts for added peace of mind.

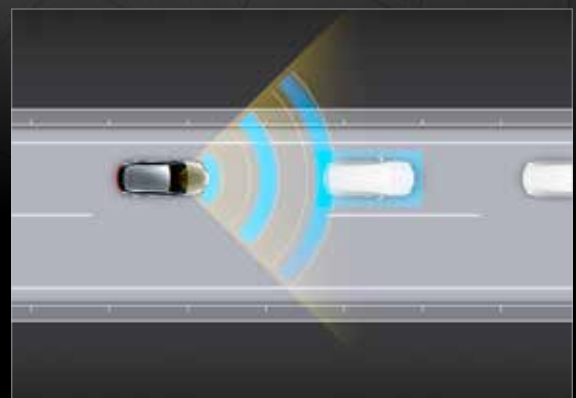
DISCOVER ENHANCED SAFETY

The new ES 500e is equipped with the latest Lexus Safety System +4, featuring advanced radar and camera technologies that support Adaptive Cruise Control, SRS (Supplemental Restraint System) Airbags along with Acoustic Vehicle Alerting System.



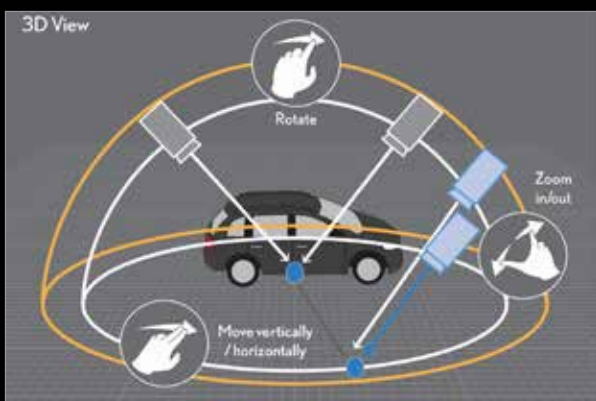
SRS AIRBAGS

The SRS (Supplement Restraint System) airbags along with acoustic vehicle alerting system.



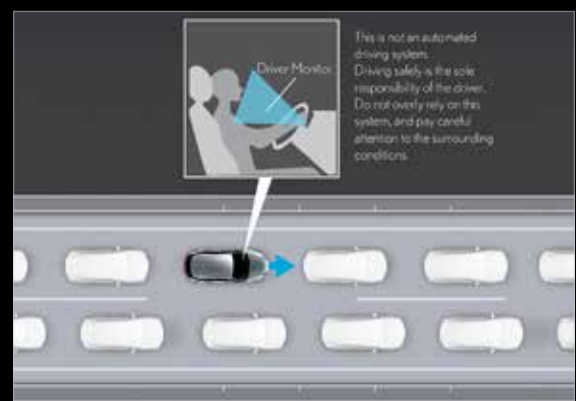
PRE-COLLISION SYSTEM (PCS)

Detects vehicles or pedestrians ahead and assists braking to help prevent collisions.



PANORAMIC VIEW MONITOR

The newly developed 3D view allows intuitive checking of the surroundings from the preferred perspective*.



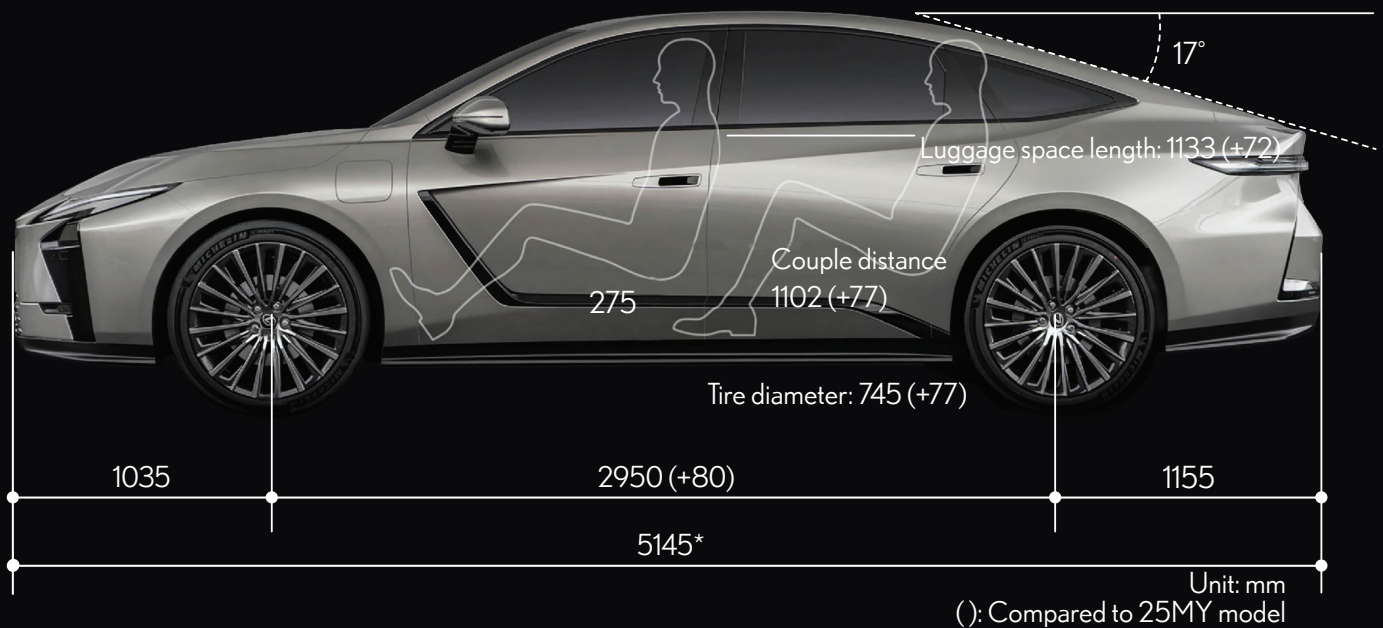

DRIVER MONITOR

Driver Monitor comes with dynamic radar cruise control and lane departure alerts.



DISCOVER STRIKING PROPORTIONS

The new ES 500e silhouette strengthens its signature ES character while embracing electrification. A floor-mounted BEV battery enables a long, sleek cabin, wide stance and extended wheelbase for generous rear comfort. Optimised cabin inclination and rear bumper taper enhances aerodynamics and overall efficiency.



*Under GVM condition

DISCOVER COLOUR REIMAGINED



SOU



SONIC COPPER



WHITE NOVA



SONIC TITANIUM



GRAPHITE BLACK



21 INCH AERO WHEELS

DISCOVER SERENITY PERFECTED

WHITE SEMI ANILINE LEATHER



HAZEL SEMI ANILINE LEATHER



DISCOVER HIGHER CONSCIOUSNESS



Our carbon neutrality approach integrates recycled materials, reduces urethane use, and refines manufacturing processes to lower energy consumption.

Recycled materials and a shift from spray coating to moulded-in colour and in-mould coating significantly cut energy use and CO₂ emissions—a first for Lexus exterior components. A new split construction with a resin substrate reduces urethane usage by around 30% per seat, lowering overall emissions.

SPECIFICATIONS

Dimensions		ES500e (AWD)
Length (mm)*		5145
Width (mm)		1920
Height (mm)		1575
Wheelbase (mm)		2950
Couple Distance [Front to Rear] (mm)		1102
Seating capacity		5
Performance		
Powertrain		Battery Electric Vehicle
Drive Train		All Wheel Drive
Motor Generator Type		Permanent Magnet Synchronous Motor
Front Motor Max Power (kW)		167
Front Motor Max Torque (Nm)		268.6
Rear Motor Max Power (kW)		88.3
Rear Motor Max Torque (Nm)		169.8
Accelration [0-100kmph]		5.5s
Suspension		
Front Suspension		Mcpherson Strut
Rear Suspension		Multi Link
Pitch & Bounce Control		●
Adaptive Variable Suspension (AVS)		●
Stabilizer		Torsion Bar [FR & RR]
Battery & Charging		
Type		Lithium Ion battery
Capacity (kWh)		74.68
Range (km)		580
Charging Time (min)		28*
Tires & Wheels		
Wheel		21" Aero
Tire		235/45R21
Exterior		
Headlamps		Slim twin L Signature LED (DRL + Indicators)
Cornering lamp		●
Rear Combination Lamps		Integrated Illuminating Logo
Rear Turn Signal		Individual L Signature Lamp
Outside Door Handle		Semi-flush
Auto & Easy Door Closure		●
Power Back Door		●
Sunroof		Tilt & Slide

*Under GVM (Gross Vehicle Mass) Condition, 10-80% by 150kW charger (Battery temperature at the start of charging is 25degree celcius)

Interior

Semi Anniline Leather Seats	●
Seat Heating	Driver + FR Passenger
Seat Ventilation	Driver + FR Passenger
Rear Seats with Trunk through	●
Inner Rear View Mirror	Electronic

Comfort & Convenience

Drive Modes	4 + Custom modes
Electric Parking Brake with Brakehold	●
Wireless Charger (x 2)	●
Heads Up Display	●
Auto 2 Zone Air Conditioner	●
Minus Ion Generator	nanoeX
Sunshades for Rear Door	●
Panaromic View Monitor	●
Audio System	17 Speakers Mark Levinson
Smart Phone Connectivity	Android Auto & Car Play
Connected Tech (DCM)	●

Safety & Security

8 Airbags (SRS)	●
ISOFIX and Top Tether Anchor for Child Seat	●
Auto Emergency Brake (AEB)	●
Lane Departure Alert (LDA)	●
Dynamic Radar Cruise Control (DRCC)	●
Lane Tracing Assit (LTA)	●
AHB (Automatic High Beam)	●
Adaptive High Beam System (AHS)	●
Drive Monitor	●
Blind Spot Monitor	●
Anti Theft System with Siren, Intrusion (Break-in) Sensor, and Tilt Sensor	●
Emergency Brake Signal	●





Scan to know more

+91 76187 79898
1800 300 53987
📞 24/7 [LEXUS]
lexusindia.co.in